

Modern downlight luminaire for LED light sources for plaster board ceilings.

TECHNICAL DATA

Mounting: in the ceiling, with mounting brackets (included)
Body: powder painted steel sheet, projector rings made of aluminum
Colour: black and white

ELECTRICAL DATA

Power: 220-240V 50/60Hz
Includes light source: yes

OPTICAL DATA

Type of equipment: ED
Way of lighting: direct

ADDITIONAL INFO

Available on request: metal halide light sources (on request), DALI

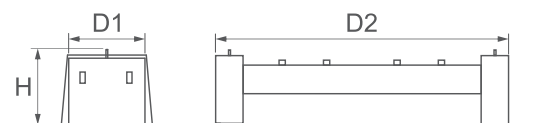
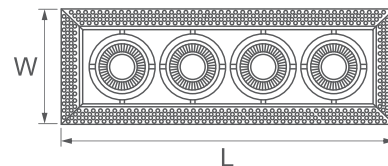
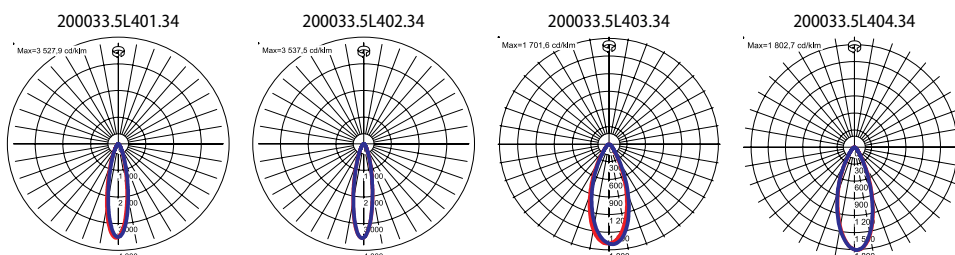
GENERAL DATA

Warranty: 3 years + 2 years after project registration
Application: offices, conference rooms, reception desks, shopping centers, car showrooms, boutiques



Code	Beam angle	Power LED [W]	Luminaire power [W]	Lumen LED [lm]	Lumen luminaire [lm]	Efficacy [lm/W]	Colour temperature [K]	CRI/Ra
200033.5L401.34	24°	70	83	6240	6240	75	4000	92
200033.5L402.34	24°	70	83	5720	5720	69	3000	92
200033.5L403.34	40°	70	83	6240	6240	75	4000	92
200033.5L404.34	40°	70	83	5720	5720	69	3000	92

Code	Dimensions [mm] L W H D1 D2	Mounting dimensions [mm] L W H D	Pallet quantity	Quantity in package	Net weight [kg]
200033.5L401.34	754 259 170 170 664	670 175 190 1.5	20	1	6.9
200033.5L402.34	754 259 170 170 664	670 175 190 1.5	20	1	6.9
200033.5L403.34	754 259 170 170 664	670 175 190 1.5	20	1	6.9
200033.5L404.34	754 259 170 170 664	670 175 190 1.5	20	1	6.9

**LIGHT BEAM CURVES**

Designed by LUG Design Team

Luminous flux tolerance +/- 10%.

Lighting beam, light intensity distribution and light efficiency were examined in accordance with the EN ISO 17025:2005 norm for EN13032 norm series and the LM-79 norm.

Up-to-date product info available on our website www.flashdq.com

Date of issue: 26-2-2016

The LUG Company reserves right to introduce any construction changes and improvements into the lighting luminaires