


Modern downlight luminaire for LED light sources for plaster board ceilings.

<b>TECHNICAL DATA</b>	<b>Mounting:</b> in the ceiling, with mounting brackets (included) <b>Body:</b> powder painted steel sheet and anodized aluminum <b>Colour:</b> white, black
<b>ELECTRICAL DATA</b>	<b>Power:</b> 220-240V 50/60Hz <b>Includes light source:</b> yes <b>Type of equipment:</b> ED
<b>OPTICAL DATA</b>	<b>Way of lighting:</b> direct
<b>ADDITIONAL INFO</b>	<b>Available on request:</b> metal halide lamps (on request), DALI <b>Other remarks:</b> for metal halide version - please order MH light sources <b>Lifetime (L70B50):</b> 60 000 h
<b>GENERAL DATA</b>	<b>Warranty:</b> 3 years + 2 years after project registration <b>Application:</b> hotels, offices, delicatessen, galleries, boutiques, shopping centers

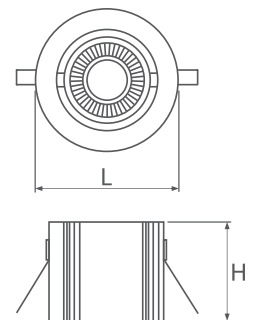


Code	Beam angle	Power LED [W]	Luminaire power [W]	Lumen LED [lm]	Lumen luminaire [lm]	Efficacy [lm/W]	Colour temperature [K]	CRI/Ra
22002X.5L101.3X1	24°	1x17,5	21	1560	1560	74	4000	92
22002X.5L102.3X1	24°	1x17,5	21	1430	1430	68	3000	92
22002X.5L103.3X1	40°	1x17,5	21	1560	1560	74	4000	92
22002X.5L104.3X1	40°	1x17,5	21	1430	1430	68	3000	92

22002  .5L.101.3  1

	Colour of decorative elements
1	<input type="checkbox"/> pink
2	<input type="checkbox"/> red
3	<input type="checkbox"/> green
4	<input type="checkbox"/> blue
5	<input type="checkbox"/> yellow
6	<input type="checkbox"/> white
7	<input type="checkbox"/> black
	Body colour
1	<input type="checkbox"/> white
3	<input type="checkbox"/> black

Code	Dimensions [mm] LWH	Pallet quantity	Quantity in package	Net weight [kg]
22002X.5L101.3X1	196 196 144	120	1	2.4
22002X.5L102.3X1	196 196 144	120	1	2.4
22002X.5L103.3X1	196 196 144	120	1	2.4
22002X.5L104.3X1	196 196 144	120	1	2.4



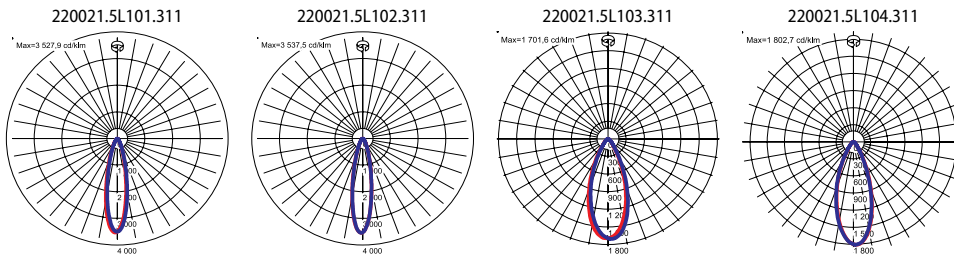
Designed by LUG Design Team

Luminous flux tolerance +/- 10%.  
Lighting beam, light intensity distribution and light efficiency were examined in accordance with the EN ISO 17025:2005 norm for EN13032 norm series and the LM-79 norm.  
Up-to-date product info available on our website [www.flashdq.com](http://www.flashdq.com)

Date of issue: 26-2-2016

The LUG Company reserves right to introduce any construction changes and improvements into the lighting luminaires

## LIGHT BEAM CURVES



Designed by LUG Design Team

Luminous flux tolerance +/- 10%.

Lighting beam, light intensity distribution and light efficiency were examined in accordance with the EN ISO 17025:2005 norm for EN13032 norm series and the LM-79 norm.

Up-to-date product info available on our website [www.flashdq.com](http://www.flashdq.com)

Date of issue: 26-2-2016

The LUG Company reserves right to introduce any construction changes and improvements into the lighting luminaires